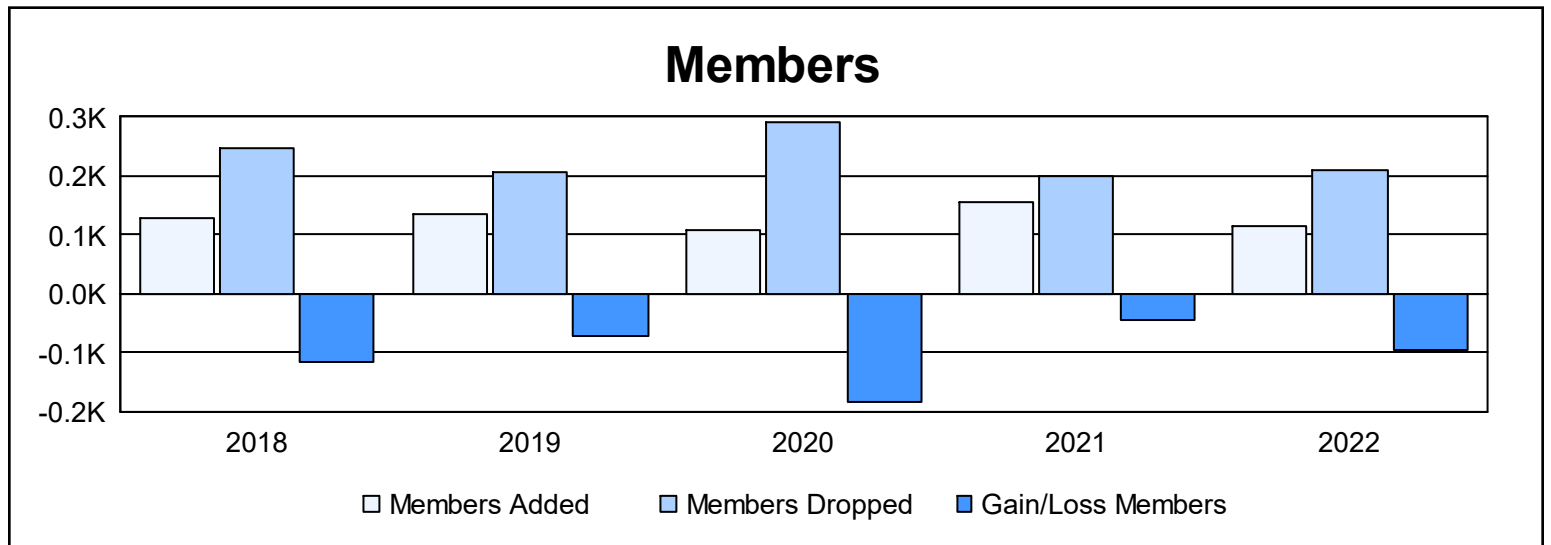
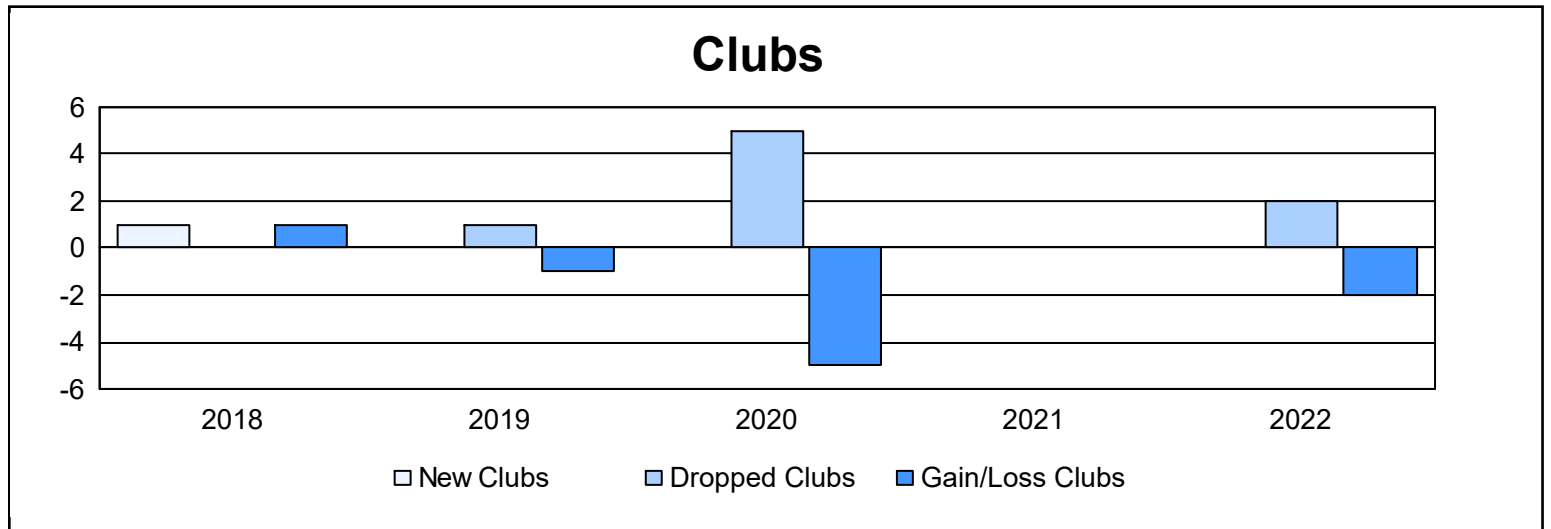
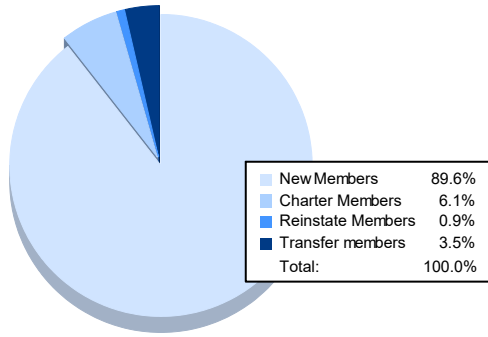


Year	New Clubs	Dropped Clubs	Gain/ Loss Clubs	New Members	Charter Members	Reinstate Members	Transfer Members	Total Member Added	Total Members Dropped	Gain/ Loss Members
2017-2018	1	0	1	105	20	4	1	130	247	-117
2018-2019	0	1	-1	134	0	0	1	135	207	-72
2019-2020	0	5	-5	106	0	0	3	109	292	-183
2020-2021	0	0	0	145	0	6	5	156	201	-45
2021-2022	0	2	-2	103	7	1	4	115	209	-94
<b>Average</b>	<b>0</b>	<b>2</b>	<b>-1</b>	<b>119</b>	<b>5</b>	<b>2</b>	<b>3</b>	<b>129</b>	<b>231</b>	<b>-102</b>



### Membership Composition June 2022 Cumulative



### Gender Composition June 2022 Cumulative

